

Glue end-cap accessory **Specification**

AS-NNR25GH0-EC

AS-NNR25GH1-EC

AS-NNR25GS0-EC

AS-NNR25GS1-EC

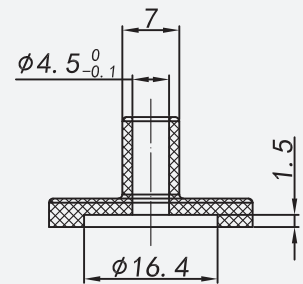
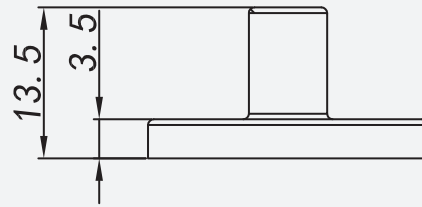
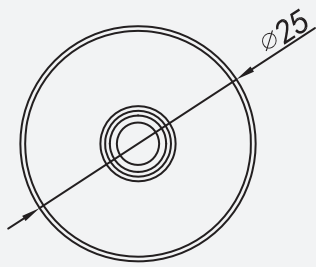


【Features】

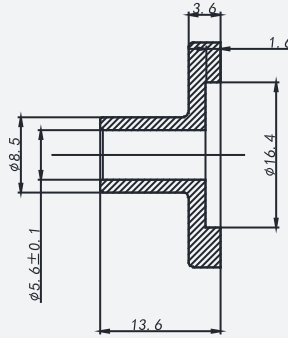
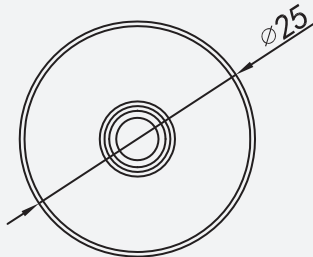
- Material: silicone;
- Operating environment: indoor;
- Molding time: 1h;
- Protection class: IP65;
- Warranty: 3 years.

【Mechanical Parameter】

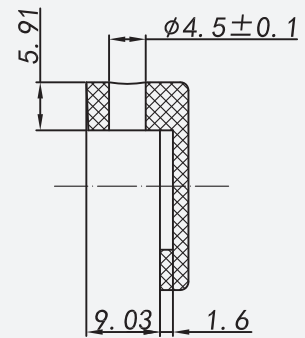
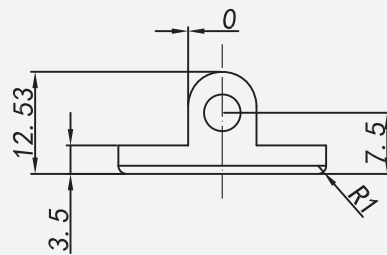
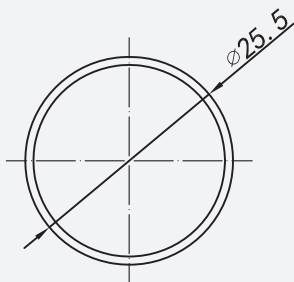
AS-NNR25GH0-EC



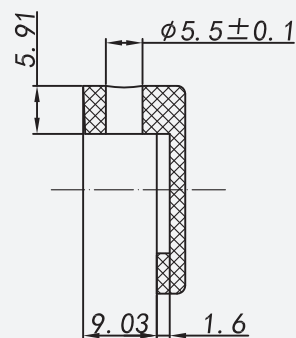
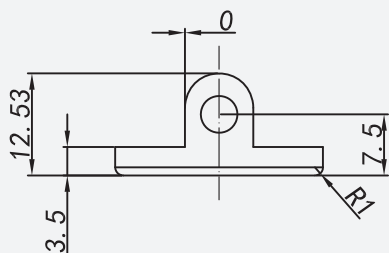
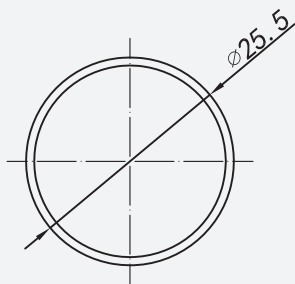
AS-NNR25GH1-EC



AS-NNR25GS0-EC



AS-NNR25GS1-EC



[Specification information]

Describe	Accessories Picture	Order model	Outlet hole diameter (mm)	Quantity/ case (PCS)	Net weight (kg)	Per box net weight (kg)	Gross weight (kg)	Packages (mm)	Range of applications
NNR25 Plug set		AS-NNR25GH0-EC	4.5	500	0.0004	0.2	1	250*250*150	suit to:NNR25 white/ monochrome light/ CCT/RGB/RGBW
NNR25 Plug set		AS-NNR25GS0-EC	4.5	500	0.0004	0.2	1	250*250*150	suit to:NNR25 white/ monochrome light/CCT/RGB
NNR25 Plug set		AS-NNR25GH1-EC	5.6	500	0.0004	0.2	1	250*250*150	suit to:NNR25 SPI
NNR25 Plug set		AS-NNR25GS1-EC	5.6	500	0.0004	0.2	1	250*250*150	suit to:NNR25 SPI/RGBW
Acid glue		AS-PG-0002	/	50	0.014	0.7	1.2	250*250*150	10ml/pcs

[Precautions]

- Cutting neon strip and plugging should be done in a dry environment.
- Please use professional cutting tools when cutting neon strip.
- Please use the right amount of glue, otherwise it will affect the appearance and lighting effect.
- After finishing the gluing, it needs to be left for 1-2 hours to ensure the glue is solidified.