

COF Series

Specification

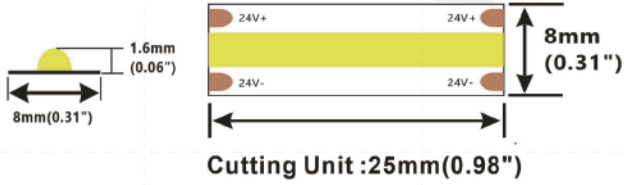
# DF6

## 24V-8mm



### 【General description】

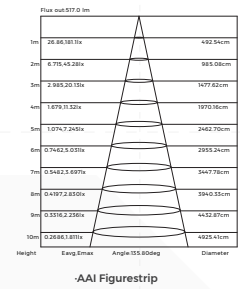
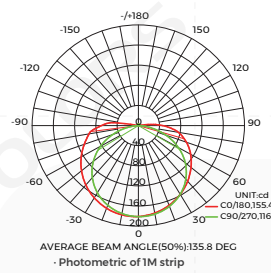
- Light line and free with big emitting angle
- CRI>90,83LM/W@4000K
- suit for furniture lighting and decorative lighting application
- 7 optional 2700K/3000K/4000K/6500K/R/G/B
- Life longer than 84000H, Ta: -25~40°C; Tc: 75°C (max)
- UL/UACK/CE/ROHS/REACH certification



### 【Dimension】

Input voltage: DC24V  
 CRI: 90  
 Max.power: 9W(1m)  
 Power range: 7~9W(1m)  
 Rated current: 0.33A(1m) 1.46A(5m)  
 Typical Power: 8W(1m) 35W(5m)  
 tape IP: IP20/IP65/IP67  
 On-off times: 10000 (test times)  
 Warranty: 7 years indoors / 5 years outdoors

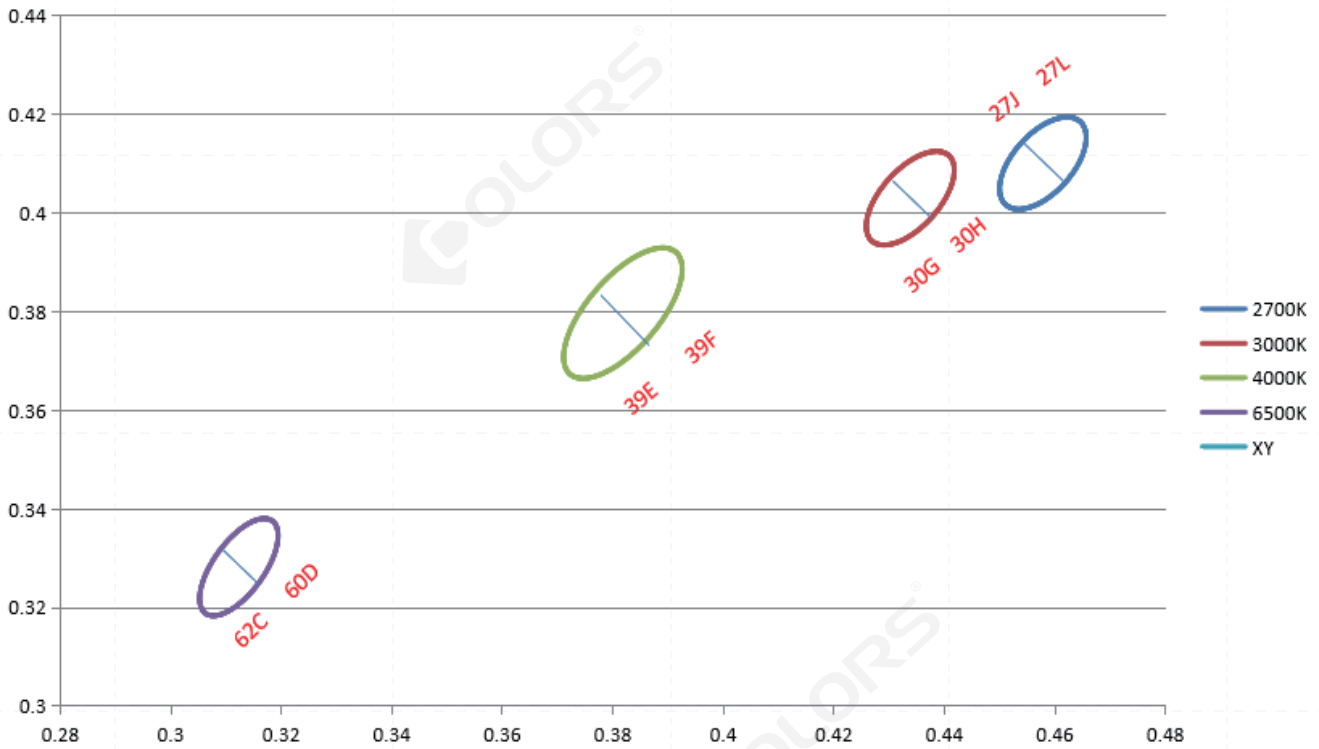
Max.length: 5000mm(16.4')  
 Cutting unit: 25mm(0.98")  
 LED pitch: /  
 Min. bend diameter: Φ60mm(2.36")  
 Mounting: 3M tape  
 Copper foil: 2oz



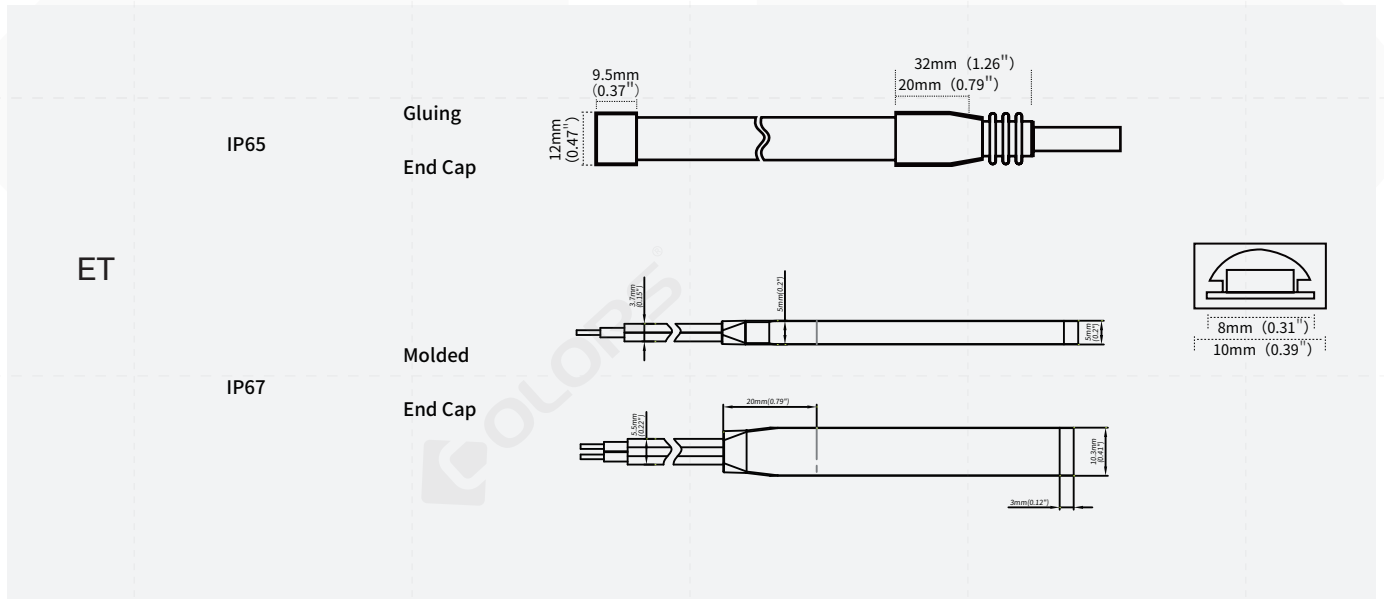
### 【Photo-electric Parameters】

CRI	Color	CCT	Lumen(lm/m)	Lumen(lm/ft)	lm/W	ErP 2019
Ra>90	SW	2700K	630	185	79	/
Ra>90	WW	3000K	640	205	80	/
Ra>90	NW	4000K	660	222	83	/
Ra>90	W	6500K	680	234	85	/
/	R	620-630nm	/	/	/	/
/	G	520-530nm	/	/	/	/
/	B	450-460nm	/	/	/	/

- 1.The tolerance of output data can be vary up to 10%.
- 2.the output data tested according to IES TM-30-15.
- 3.the output data is based on IP20/1merter, data of 5m in only for reference.
- 4.IP protection process leads changes to size, CCT and luminous flux.














**【IP process information】**



**【Electronic & output data】**

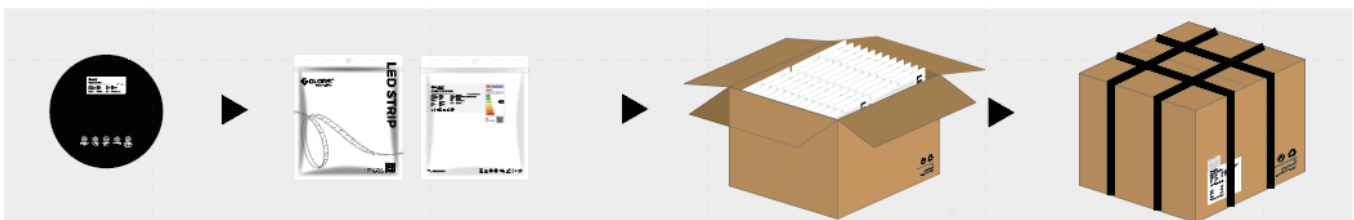
IP Process	Picture	Picture description	Size	optional CCT/color for finished product	lumen output rate
NO		No proof	8mm*1.6mm	2700K/3000K/4000K/6500K/R/G/B	100%
NANO		Nano-proof	8mm*1.6mm	2700K/3000K/4000K/6500K/R/G/B	98%
ET		Extrusion tube	10mm*4.8mm	2700K/3000K/4000K/6500K/R/G/B	88%

## 【Accessories Information】

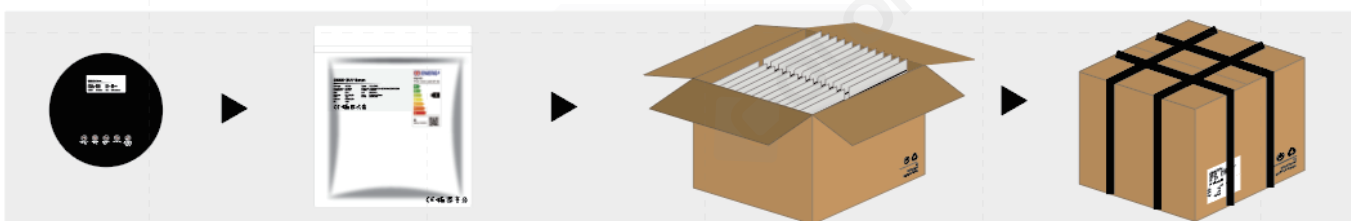
Name	Picture	Code	coding	description
Connector for FPC and FPC		81-01-000002-000034	CBB208-NOTA	8MM-2P solder-free connector (board-to board)\ suitable for bare board 8mm width strip light
Connector for wire and FPC		81-01-000002-000035	CXB208-NOTA	8MM-2P solderless connector(wire to board)\ Compatible with 20&22AWG wire\20#(6A);22#(4A)\ Applicable to bare board 8mm width lamp strip
L-connector for FPC and FPC		81-01-000002-000052	CBBL208-NOTA	8MM-2P solderless (L) connectors (board-to board)\ for bare board 8mm width light strip
Fixed Clip		94-02-00-0002	FSW08SA	Silicone clip, screw: PA 3*8mm, suitable for 8mm FPC,EF/ET strip
Silicone Plug Kit		94-02-00-0044	DT08EA-A	Silicone plug kit, suitable for 8mm board width, ET/EF series silicone extrusion light strip
Silicone stopper kit		94-02-00-0045	DW08EA-A	Silicone tail plug kit, suitable for 8mm board width, ET/EF series silicone extrusion light strip
Mounting groove		94-02-00-0024	CVT08EA-12100100	Transparent PVC mounting groove,suitable for 8mm FPC,silicone extruded EF/ET strip
Stopper glue		94-16-03010001	AS-PG-0003	Silicone gel,suitable for ET/EF/EG waterproof LED strip
ET solderless plug		94-03-00-0027	PT208-ETWA	Monochromatic light strip, 8mm board width, ETS protection technology
ET press-fit terminals		94-03-00-0028	CBX208-ETWA020	Monochromatic light strip, 8mm board width, ETS protection technology
ET press-fit terminal kit		94-03-00-0029	STBX208-ETWA020	Monochromatic light strip, 8mm board width, ETS protection technology

## 【Packing】

Colors brand package



General customized package



IP Process	Product size(mm)	Product quantity (m/reel)	Product quantity (m/case)	Product net weight(kg)	Net weight per box(kg)	Gross weight(kg)	Package size (cm)
NO	5000*8*1.6	5	300	0.12	7.2	8.28	41*41*26
NA	5000*8*1.6	5	300	0.13	7.8	8.97	41*41*26
ET	5000*10*4.8	5	200	0.4	1.6	18.4	41*41*26

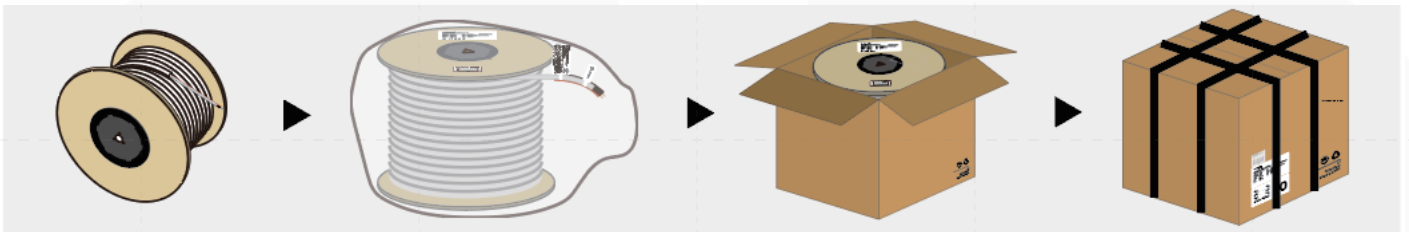
Remark: data with 10% tolerance

· Engineering packaging of NO(IP20)/NA(IP65).



· Engineering packaging of ET(IP67)

(free-soldering end caps with 40 cover per box could be ordered separately if needed)



IP Process	Product size(mm)	Product quantity (m/reel)	Product quantity (m/case)	Product net weight(kg)	Net weight per box(kg)	Gross weight(kg)	Package size (cm)
NO	50000*10*1.6	50	650	1	13	14.9	41*41*26
NA	50000*10*1.6	50	650	1.1	13.1	15	41*41*26
ET	50000*12*4.8	50	100	4.5	9	11.04	25.5 *25.5*26

Remark: data with 10% tolerance

## **【Precautions】**

- Please drive the led strip with 24VDC isolated power, and the ripple of the constant voltage source should be less than 5%.
- Please do not bend the strip into an arc with a diameter less than 60mm to ensure the longevity and reliability.
- Do not fold it in case any damage of LED beads.
- Do not pull the power wire hard to ensure the longevity. Any Crash may damage the LED light is prohibited.
- Please make sure the wire is connected to the anode and cathode correctly. The power output should be consistent with the voltage of the strip to avoid damage.
- LED lights should be stored in dry, sealed environment. Please only unpack it before usage. Ambient temperature: -25°C ~40°C. Storage temperature: 0°C ~60°C. Please use the strips without waterproof within indoor environment with humidity less than 70%.
- Please be careful during operation. Do not touch the AC power supply in case of electric shock.
- Please leave at least 20% power for the power supply during using to ensure there is enough power supply to drive the product.
- Do not use any acid or alkaline adhesives to fix the product (e.g.: glass cement).
- ATTENTION, there are 2 soldering parts per reel (5m/reel) at most when mass production, just for few reels.
- Do not scratch the product when IP process of the product is NA. Ultraviolet rays will damage the nano-layers on the product and seriously affect the life of the product.